

for beams up to 7 m



■ The right solution for large industrial accesses

With its length of 4 to 7 metres, the FAAC 640 range is ideal for traffic-control in large industrial accesses, with particularly demanding use.

■ Reliable and resistant

Use of cutting-edge materials and treatments such as cathoresis and niproly, plus tried-and-tested FAAC hydraulic technology, all combine to ensure long-life.


■ High-tech

SMT microprocessor electronic technology is supplied standard to ensure exceptional performance. By means of an optional card, the barrier can also control auxiliary services and an additional opposing beam. Barrier statuses can be signalled to traffic control devices.

■ Precise stopping

Perfectly calibrated stopping thanks to the adjustable electronic brake that slows down closing and opening movement.

A thermal probe detects temperature and activates a cooling fan.



Beam



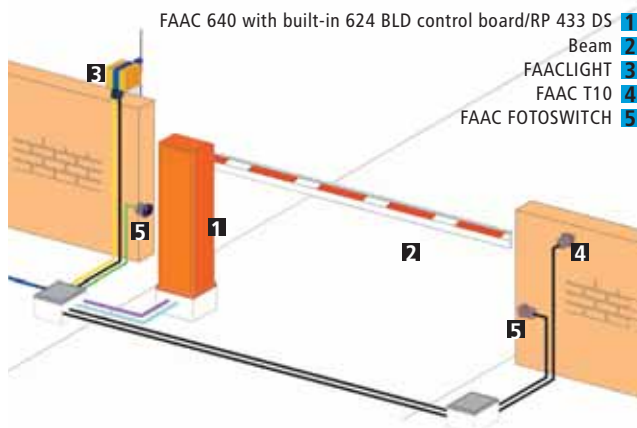
■ Self-supporting barrier body

SPECIFICATIONS

Automatic barrier for beams up to 7 m • Use frequency 100% • Opening/closing time from 4 to 8 s • Activation system comprising hydraulic pump unit, plunger pistons, equaliser and transmission shaft • Balancing by compression spring • Internal stops adjustable for open or closed beam positions • Load bearing housing in steel protected by cathoresis treatment and polyester powder paint RAL 2004 • Overall dimensions 230x390x1080 mm (LxWxH) • Protection class IP 44 • Release device accessible from the outside by triangular or customised key (optional) • Hydraulic pump unit with hydraulic locking at opening and closing • Electric motor power supply 115 Vac (+6% -10%) - 50(60) Hz • Electric motor power 220 W • Thermal protection at 120°C built into motor winding • Operating ambient temperature -20°C ÷ +55°C • Single-phase motor with two rotation directions (1,400 rpm) • Hydraulic gerotor pump (max low noise) • Pump flow rate 0.75-1-1.5-2 l/m • Die-cast distribution flange • Separate control of opening and closing force by by-pass valves • Tank in anodised aluminium • Mineral hydraulic oil with additives • Travel-limit deceleration • Adjustable deceleration angle by cams • Automatically activated cooling ventilation • Designed to accommodate rectangular, rectangular with skirt beams • Built-in electronic control equipment



INSTALLATION LAYOUT



Low voltage cabling		Power cabling (115V)	
A	nr.3 cables 3x0,5	B	nr.1 cable 2x1,5+T
	nr.1 cable 2x0,5		nr.1 cable 2x1,5

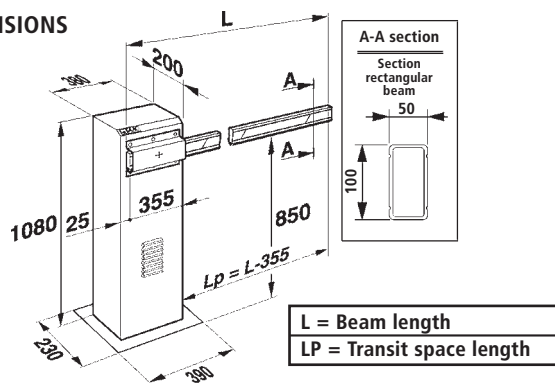
N.B: Cable diameters in mm²



- 1 Balancing spring
- 2 Hydraulic pump unit
- 3 Cylinders with plunger pistons
- 4 Release device by triangular key
- 5 624 BLD control board

Model	Use			Control board
	Beam max. length (m)	Opening time (s)	Use frequency (cycles/hour)	
640 LH/RH	7,00	4 (5m)	100	624 BLD built-in

DIMENSIONS



Values in mm

Technical characteristics	640
Power supply	115 Vac (+6% -10%) 50 (60) Hz
Electric motor	Single-phase, bi-directional
Absorbed power	220 W
Absorbed current	1A
Motor rotation speed	1.400 - 2.800 rpm
Pump flow rate	0,75 - 1 - 1,5 - 2 l/min.
Thermal protection on motor winding	120°C
Effective torque	0÷470 / 0÷340 / 0÷250 / 0÷210 Nm
Electronic deceleration	Adjustable with cams
Operating ambient temperature	-36°C ÷ +55°C
Weight	84 kg
Type of oil	FAAC HP2 OIL
Barrier body treatment	Cataphoresis
Paint	RAL 2004 polyester
Protection class	IP 44
Cooling	Forced air
Type of beam	Rectangular, rectangular with skirt

Technical characteristics of 624 BLD control unit	
Power supply voltage	115 Vac(+6%-10%)-50 Hz
Absorbed power	7 W
Motor maximum load	300 W
Power supply for accessories	24 Vdc
Accessories max. current	500 mA
Ambient temperature	-36°C ÷ +55°C
Fuses	F1=F 5A-250 V F2=T 0,8A-250V
Function logics	Automatic, Automatic 1, Semiautomatic, Parking, Parkingautomatic, Condo, Condoautomatic, FAAC-CITY, Dead-man, Remote, Custom
Work time	Programmable (from 0 to 4 min.)
Pause time	Programmable (from 0 to 4 min.)
Motor power	Programmable on 50 levels
Terminal board inputs	Loop1, Loop2, Open, Close, Closing safety devices, Stop, Emergency, Power supply 230 Vac + Earth
Connector inputs	Opening and closing limit-switch, Detector, Motor capacitor, Rod detachment sensor
Terminal board outputs	Flashing light, Fan, Motor, Power supply 24 Vdc, Fail-safe, Status output, Indicator light 24 Vdc, BUS
Rapid connector	5-pin Minidec board coupling, Decoder, Receiver RP/PR2
Programming	No. 3 keys (+, -, F) and display
Programmable functions	Logics, Pause time, Power, Loop1 and 2, Thrust torque, Pre/flashing, Slow closure, Deceleration time, Work time, Indicator light output, Fail-safe output, Status output, BUS output, Assistance request

FAAC

FAAC S.p.A. Via Benini, 1
40069 Zola Predosa - Bologna (Italia)
tel. +39 051 61724 · fax +39 051 758518
www.faacgroup.com

