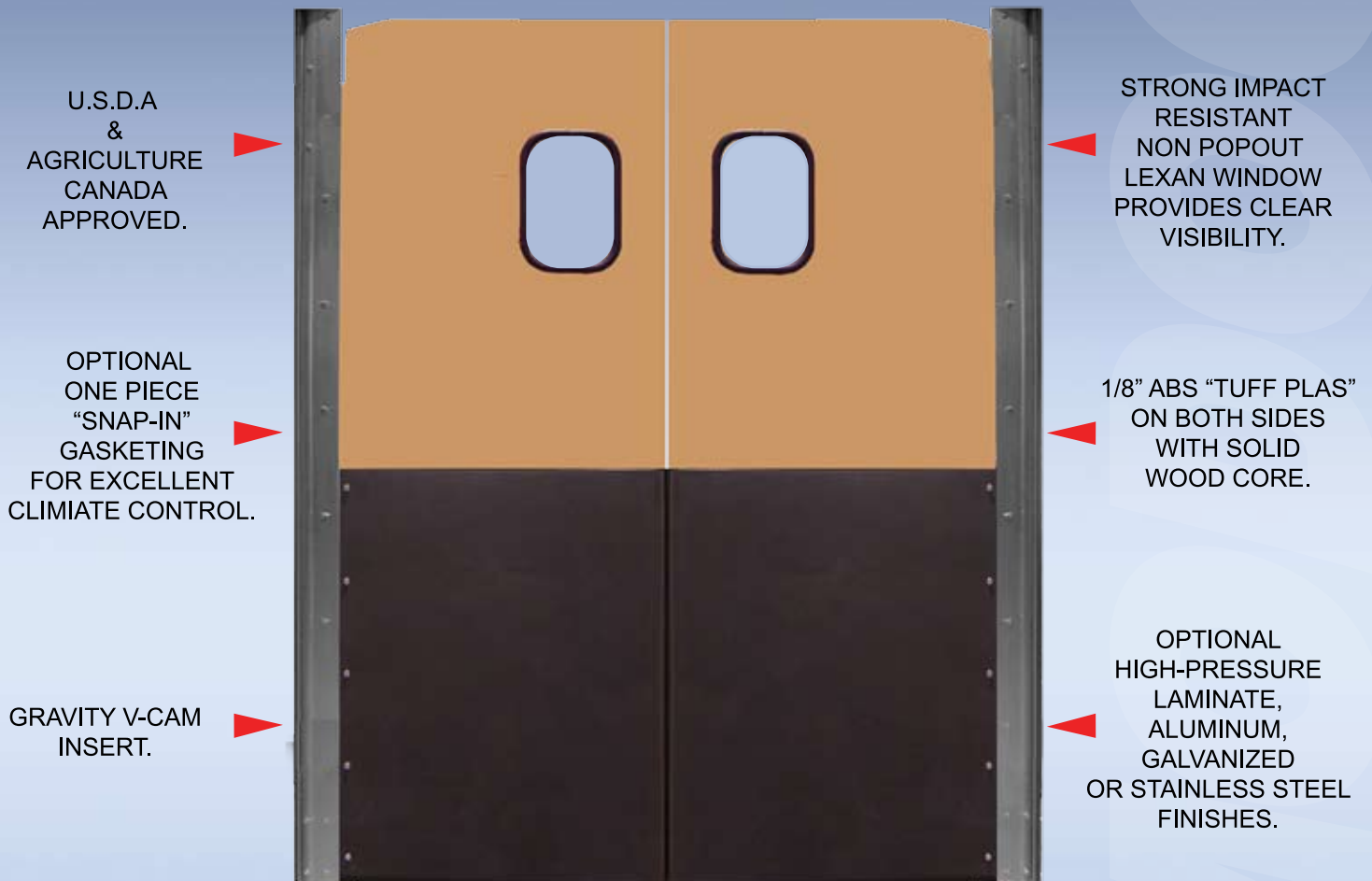


TOUGHEST SWING IN THE GAME



U.S.D.A
&
AGRICULTURE
CANADA
APPROVED.

OPTIONAL
ONE PIECE
"SNAP-IN"
GASKETING
FOR EXCELLENT
CLIMATE CONTROL.

GRAVITY V-CAM
INSERT.

STRONG IMPACT
RESISTANT
NON POPOUT
LEXAN WINDOW
PROVIDES CLEAR
VISIBILITY.

1/8" ABS "TUFF PLAS"
ON BOTH SIDES
WITH SOLID
WOOD CORE.

OPTIONAL
HIGH-PRESSURE
LAMINATE,
ALUMINUM,
GALVANIZED
OR STAINLESS STEEL
FINISHES.

SERIES ALL STAR

SOLID WOOD CORE RETAIL IMPACT DOOR

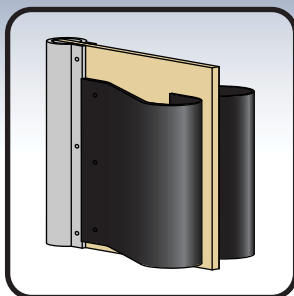
Designed for openings up to 8' W x 9' H, the All Star 75 retail impact door is an excellent general purpose solid wood door ideal where privacy into restricted areas where appearance is a major consideration. ABS standard outer finish or a wide selection of alternative outer finishes including laminate, aluminum, stainless steel or galvanized steel. This solid wood core impact door provides privacy and security. And for outstanding environmental control please ask us about our optional "snap-in" gasketing; saving you money in energy costs.



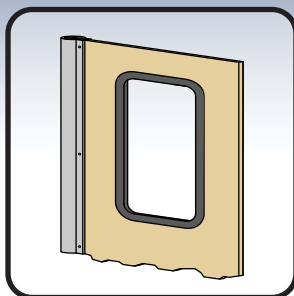
SERIES ALLSTAR RETAIL IMPACT DOOR



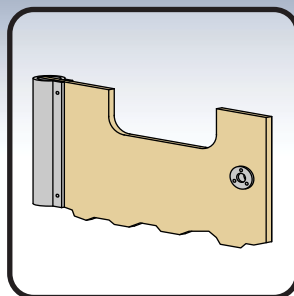
OPTIONS



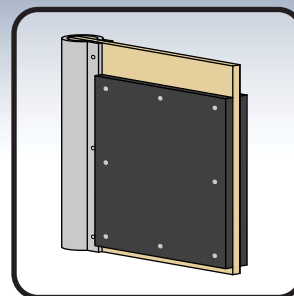
A. Spring Bumpers
5/16" thick HDP
black formed,
up to 42" high available.



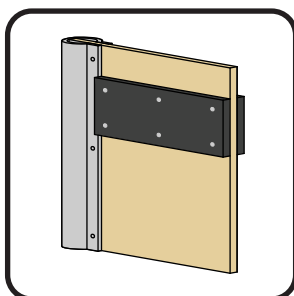
B. Custom window



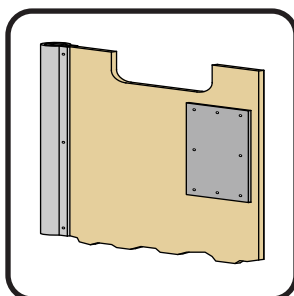
C. Chain locking collar



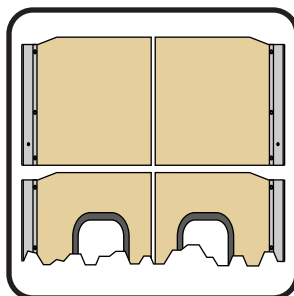
D. Kick plates
1/4" thick ABS, 1/2" thick
HDP, stainless or galvanized
steel up to 48" high.



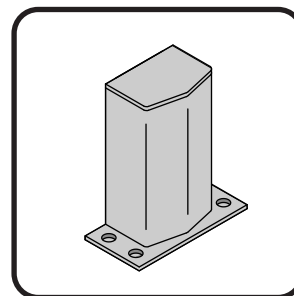
E. Cart guard
1/2" thick
x 4" high HDP.



F. Hand push plates
6" wide x 12" high
stainless steel.



G. Double Dutch
for added height.



H. Jamb guards
Floor mounted
zinc plated, 9" high

SPECIFICATIONS

All doors noted rigid wood core impact traffic doors on the door schedule shall be Series AllStar 75 as manufactured by Super-Seal Mfg. Ltd.

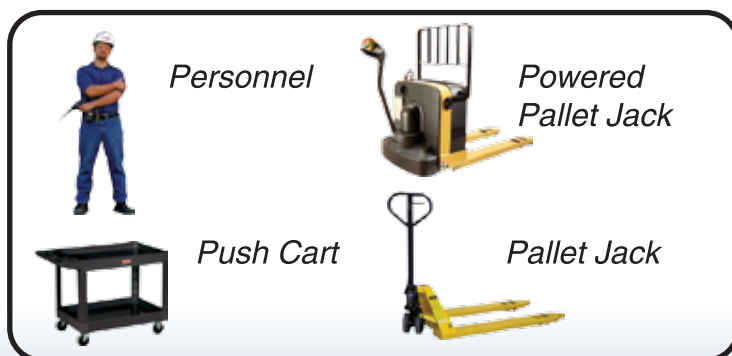
Door Body Shall be 1" thick overall consisting of a one (1) piece structural grade plywood core. The face panels shall be 1/8" thick, high impact and abrasion resistant one (1) piece "tuff plas" color _____. The face panels shall be bonded to Plywood core using an adhesive that will withstand temperatures from 32° to 120° F and will not delaminate under impact and/or stress. There will be no rivets, bolts or exterior trim.

Panels shall be mounted in a one (1) piece, continuous 1/4" thick extruded aluminum frame with a satin anodized finished. Each panel shall have a clear "Non Popout" Lexan window, 9" wide x 16" high, set in a black molding.

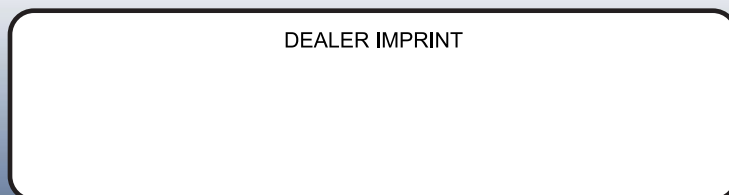
APPLICATIONS

- Auto Stores
- Beer Stores
- Department Stores
- Drug Stores
- Flower Shops
- Liquor Stores
- Pet Stores
- Restaurants
- Super Centres
- Bakeries
- Delicatessen (Deli's)
- Distribution Centres
- Fish Markets
- Hospitals
- Manufacturing
- Receiving Area
- Retail Outlets
- Supermarkets

TRAFFIC TYPES



Custom Design
Available!



** All Super Seal products are subject to design modifications without notice.
Product may be shown with non-standard options.